



MCW10

A Wireless Solution for Star Printers

Featuring a compact design that fits perfectly inside the mC-Print3 and TSP143IVUE or on top of the mC-Print2, the MCW10 provides a wireless connection to the printer, along with any networkable 3rd party devices. Able to connect up to two devices at once, the MCW10 easily configures to the router using the simple Star Utility App for iOS and Android.

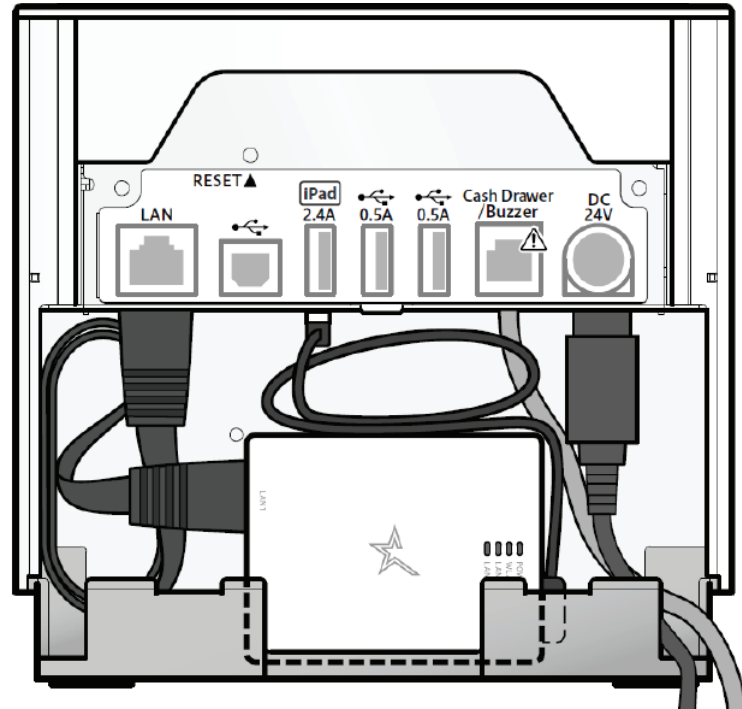
Features:

- Dual Band(2.4GHz / 5GHz)
- Can connect up to two IP printers (or other devices)
- Easy Setup: Can be easily installed using Star Quick Setup Utility
- The MCW10 can be used to upgrade printers in the field by providing wireless LAN support

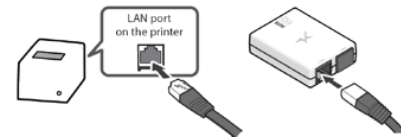


MCW10 Specifications

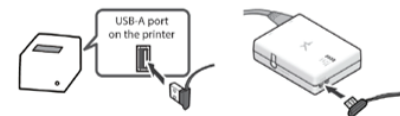
Printer compatibility	mCP31, mCP21, TSP143IVUE
Frequency	2.4 GHz : 802.11b/g/n 5 GHz : 802.11a/n/ac
Communication Speed	Up to 140 Mbps on 5 GHz
Approximate communication range (*1)	30 m
Interference range	40 m
Power	5V/1A from printer
Ports	2 Ethernet Ports
Security	WEP (64/128bit)(*2) WPA-PSK WPA2-PSK WPA3-Personal
Size	42 x 55.8 x 15mm
Set-up	Easy using Star apps. on iOS and Android
Included	MCW10, Ethernet cable, USB cable
Field installation	Yes
<p>(*1) Because the communication range varies depending on the surrounding radio environment, obstructions, installation environment, and other factors, perform sufficient evaluation before installing.</p> <p>(*2) WEP is not supported in access point mode.</p>	



- 1 Use the included LAN cable to connect to the printers ethernet port and the Wireless LAN unit.



- 2 Use the included USB cable to connect the Wireless LAN unit to the printers USB-A port.



- 3 Connect the printers power cable to an outlet and then turn on the printer power.



- 4 Use the Star Utility App to complete setup

